

## LARGE DIGITAL LED A to D PROCESS DISPLAYS

Our Large Digital LED A to D Displays accept all standard industrial input signals Voltage and Current and all are scalable. Features include Alarm and re-transmission, case protection IP54, IP65 ( NEMA 13 and NEMA 4 ), number of digits 3, 4, 5 scale ranges and digit heights from 2.3"-18". These LED displays will display any engineering units with decimal point position programmable.



### INDUSTRY STANDARD INPUTS

Scalable Voltage – 0-5Vdc, 1-5Vdc, 0-10Vdc

Scalable Current – 0-20mA, 4-20mA

### INDOOR or OUTDOOR USE

3, 4, 5, Digits – High Brightness LED

Series Display Numerically, any engineering units, such as

Current, Depth, Flow, Hz, Height, RH, Level, Power, Pressure, Speed,  
Temperature, Velocity, Volts, Weight, .....etc.

# LARGE DIGITAL LED A to D DISPLAYS

## GENERAL OVERVIEW – APPLICATIONS

These robust displays are available as single line displays or multiline, all accepting **INDUSTRY STANDARD INPUTS** 0-20mA, 4-20mA or 0-5Vdc, 1-5Vdc, 0-10Vdc for displaying any engineering units for Indoor or Outdoor applications with appropriate IP and NEMA rating cases.

### SERIES FEATURES

- 3, 4, 5 digit option
- Scalable ranging
- Scalable decimal point positioning
- Programmable last digit round up
- Wide Input Voltage options 95~265Vac, 24Vdc, 12Vdc

### SERIES SCALE RANGES

- 3 Digit -19~999
- 4 Digit -199~9999
- 5 Digit -1999~99999

### OUTPUT

- 24Vdc output ( 95-265Vac and 24Vdc powered displays ), 12Vdc output ( 12Vdc powered displays )
- Alarm output options

### FASCIA LEGENDS / SYMBOLS

Any legend can be fitted to depict the ENGINEERING UNITS being displayed – here are some examples but you can have what you want. **NO EXTRA CHARGE IS MADE FOR THIS.**



°C °F PPM % A V mm pH Bar

Rate/Min Feet lbs Kg rpm Mph

Kmh KW kwh t M/min TON

PH sec dB g Hz Watt



## LARGE DIGIT HEIGHT OPTIONS

LED Digit options 2.3" (58mm) 4" (102mm) 6" (152mm) 8" (203mm) 12" (305mm) 14" (355mm) 16" (405mm) 18" (457mm)

### LED DISPLAY VIEWING DISTANCES

The viewing distances shown below are true to the LED manufacturers specifications and will give **CLEAR UNAMBIGUOUS READING – They are NOT to be taken as Maximum distances.**

**We have given a fair distance chart below for consideration.**

#### DIGIT HEIGHTS

#### VIEWING DISTANCES

Actual	Guide Only
2.3" (58mm)	15 meters / 50 feet
4" (102mm)	35 meters / 115 feet
6" (150mm)	55 meters / 180 feet
8" (203mm)	75 meters / 246 feet
12" (305mm)	115 meters / 377 feet
14" (355mm)	135 meters / 442 feet
16" (400mm)	155 meters / 508 feet
18" (457 mm)	170 metres / 557 feet

### IP / NEMA (USA) ENVIRONMENT PROTECTION RATINGS

All our displays are IP54 / NEMA 13 and IP65 / NEMA 4 rated depending on case chosen

### DAYLIGHT VIEWING LED – HIGH BRIGHTNESS

High brightness LEDs are used for all OUTDOOR applications but in situations of murky INDOOR atmospheres/environments these can also be fitted to ensure visibility at all times.

### POWER SUPPLY OPTIONS

- 95~265Vac
- 24Vdc
- 12Vdc

## MANUAL OR IR REMOTE PROGRAMMING OF LARGE DISPLAY

All displays are usually supplied scaled to order specification.

But the scale range and decimal point positioning can be changed manually or with an IR Remote if ordered with the display.



## MOUNTING OPTIONS OF LARGE DIGITAL LED A TO D DISPLAYS

THREE models are available: **Wall Mounted**, **Flush Panel Mounted** and **Suspension Mounted**



## WALL MOUNT

**All Wall mounting displays have adjustable Tilt side brackets up to 8" ( 203mm ) SINGLE LINE, thereafter they have welded ' L ' shaped fixed corner brackets ( top and bottom )**

CASE H (height) and L (length)

### 3 Digit LED Display Dimensions

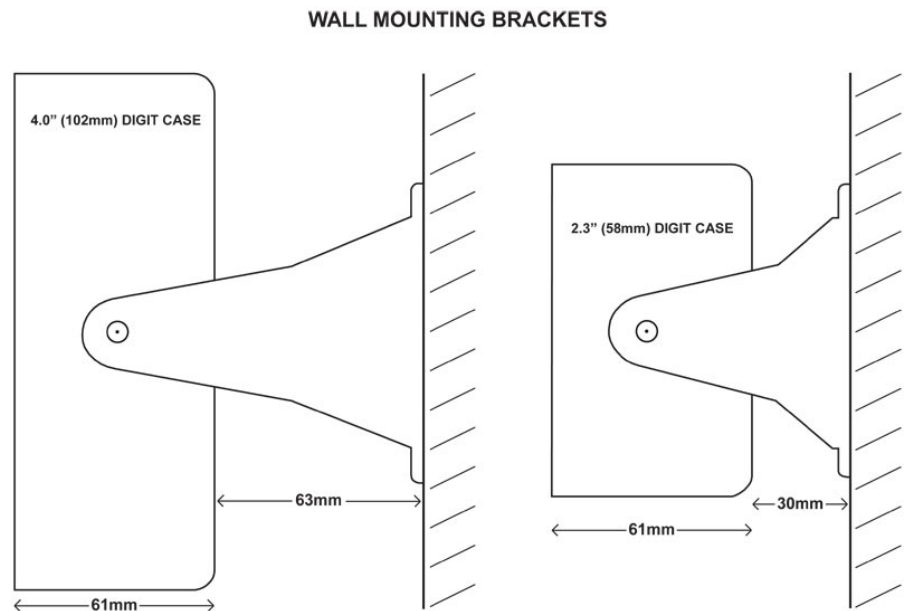
2.3" – H100 x L188mm  
4.0" – H155 x L308mm

### 4 Digit LED Display Dimensions

2.3" – H100 x L241mm  
4.0" – H155 x L400mm

### 5 Digit LED Display Dimensions

2.3" – H100 x L294mm  
4.0" – H155 x L492mm  
2.3" + 53mm for legend  
4.0" + 92mm for legend



## FLUSH PANEL MOUNT

2.3" (58mm) and 4.0" (102mm) only

The line drawing below shows how the case is fitted into the panel cut out. 3, 4, 5 digits are available to be panel mounted. The case has a low profile FLANGE around its perimeter to give a neat FLUSH finish to enhance any control panel.

### CASE H (height) and L (length)

#### 3 Digit LED Display Panel Cut Out Dimensions

2.3" – H103 x L191mm

4.0" – H158 x L311mm

#### 4 Digit LED Display Cut Out Dimensions

2.3" – H103 x L244mm

4.0" – H158 x L403mm

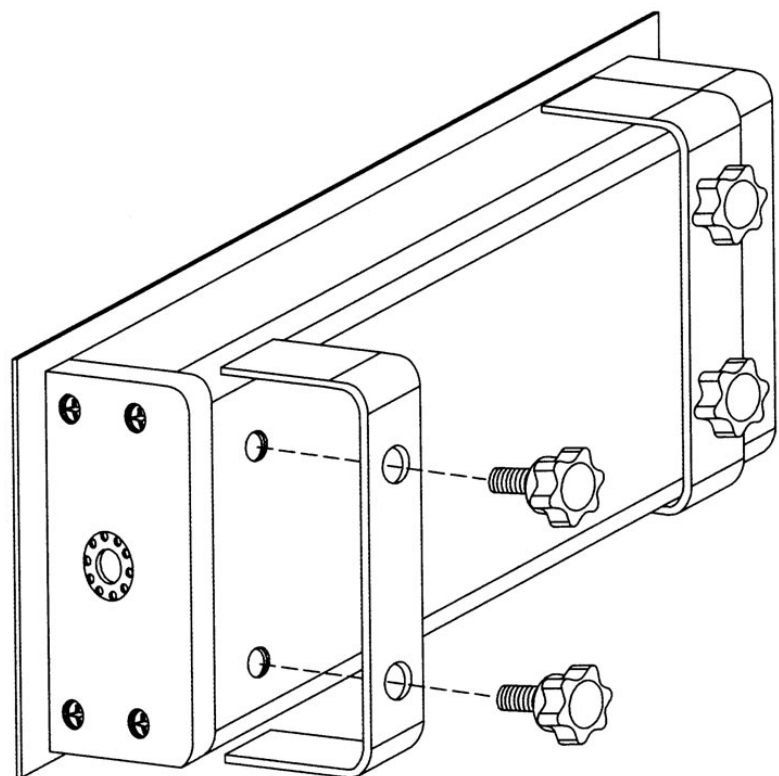
#### 5 Digit LED Display Cut Out Dimensions

2.3" – H103 x L297mm

4.0" – H158 x L495mm

2.3" + 53mm for legend

4.0" + 92mm for legend



**2.3" and 4.0" PANEL MOUNTING CASE**



## SUSPENSION MOUNT

Usually used for **DOUBLE SIDED DISPLAYS** although **SINGLE SIDED** can also be suspended. They will hang down from a Gantry or Ceiling fixing and have chain rings bolted into the case top for the chains to be attached.

All digit sizes from the 2.3" to 18" may be suspension mounted, but most commonly digit heights of 6" and greater are used, where this size of **DISPLAY** is a requirement in a large space.

Dimensions of the case can be given once the digit height and number of digits across the display are known.

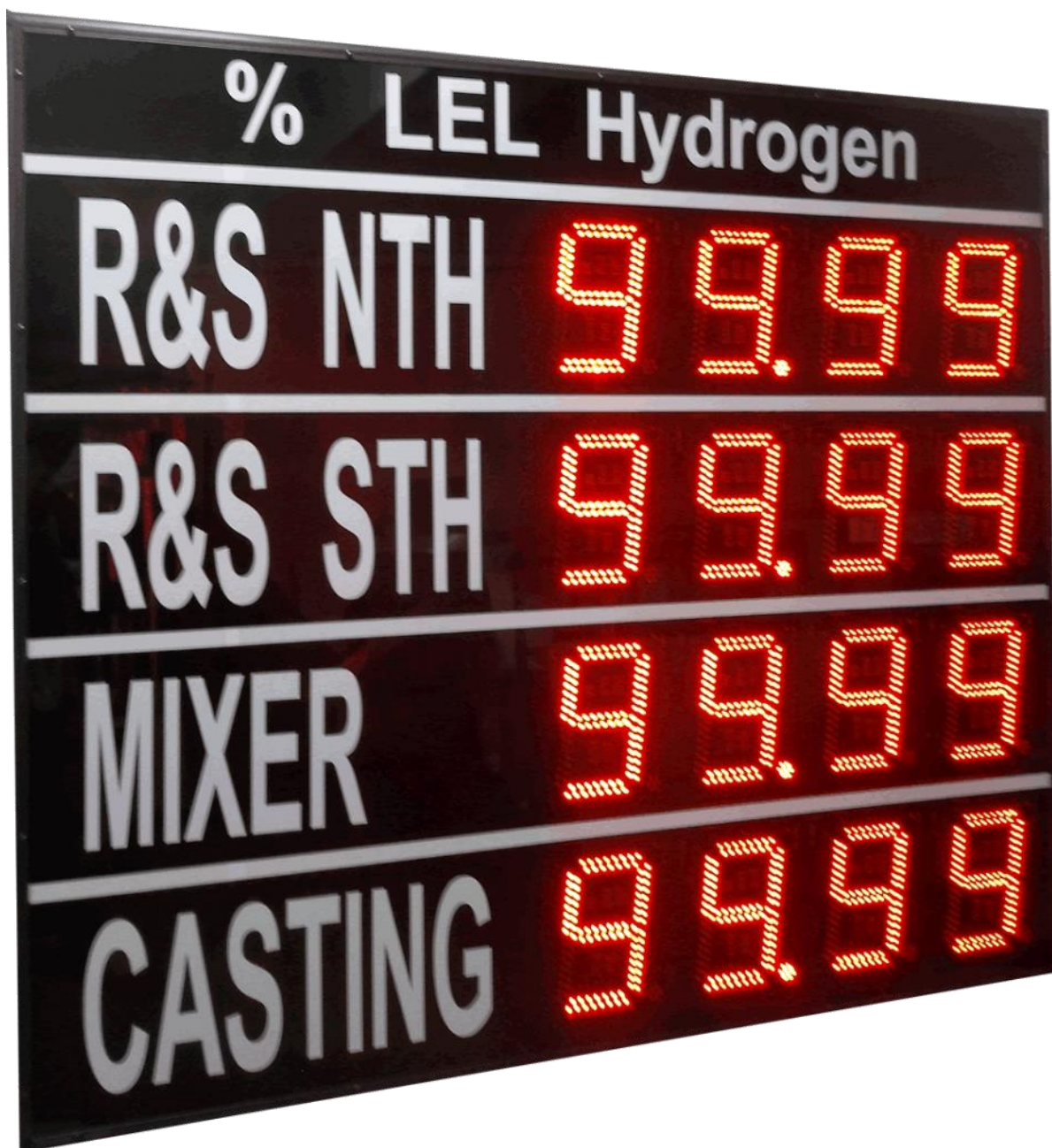


## MULTI LINE LARGE DIGIT DISPLAYS

Most Large Digit displays in this series are SINGLE LINE, but MULTI LINE Large Digit displays are available and can be supplied with –

- Different Digit Heights on each line
- Different Input signal type on each line
- Different number of LED digits on each line

Multi line Large Digit displays can be **FIXED WALL** or **SUSPENSION** Mounting











## LARGE DIGIT CASE MATERIALS

- Indoor enclosures are extruded Aluminium finished in matt black powder coat paint with matching ABS side panels
- Outdoor cases are pressed Steel finished in matt black powder coat paint
- Stainless steel 304 or 316 cases are also available for Indoor or Outdoor application

# GENERAL SPECIFICATIONS OF LARGE DIGITAL LED A TO D DISPLAYS

## LED COLORS AVAILABLE

- 2.3" (58mm)  or 
- 4.0" (102mm)  or 
- 4.0" (102mm)  /  Color change at presets

## LAST DIGIT ROUND UP

Programmable 5, 10, 20, 50

## DECIMAL POINT POSITIONING

1, 2, 3, 4 places depending on number of digits ordered

## ALARM OUTPUTS

All displays are available with ALARM output options.

High or Low and High / Low

One or two Alarms are available. Each Alarm has a 3A SPCO Relay

## SERIAL DATA OUTPUTS

All displays are available with a retransmission RS-232, RS-485 using ASCII or MODBUS

## ANALOGUE RETRANSMISSION

All displays are available with analogue retransmission 0~20mA or 4~20mA

## ENVIRONMENTAL OPERATING CONDITIONS

-10 ~ 60 °C / 14 ~ 140 °F      Fan Assisted

## CASE MATERIAL

- IP54 / NEMA 3, 13
- IP65 / NEMA 4
- IP65 / NEMA 4      Stainless Steel for Food Processing and Salt Air

# HERE IS OUR FULL RANGE OF LARGE DIGITAL LED DISPLAYS

## A to D (Analogue to Digital) Displays

Our LED Digital A to D Displays accept all standard industrial input signals Voltage and Current and all are scalable.

These LED displays will display any engineering units with decimal point position programmable.

## Timers and Totalisers

All Timers have a Time base in Hours, Minutes, Seconds and combinations. Long Range Timers with Years, Weeks and Days are also available.

Typical functions are UP or DOWN timing, Totalising or Batch timing, TAKT timing, Repeat Cycle, One-Shot output.

## Temperature and Humidity Displays

These Large Digital LED Displays combine Temperature and Humidity on two separate displays in a single case with an integral 4~20mA dual input sensor or a dual 0-10Vdc input signal.

## Counters and Rate Displays

Our LED Digital Counters will accept standard input signals, contact closure, 24Vdc, NPN, PNP, Quadrature.

UP or DOWN, BATCH or TOTALISING count, single line or multiline.

## Industrial Temperature Displays

These displays accept Industry Standard Thermocouple Inputs and 2/3 wire PT100/RTD sensors. With a wide range of Temperature scale ranges in °C or °F.